

Listen Up,

Speak Out

3



Scope and Sequence

How to Use This Book page 4

☆ Unit ☆ 1 page 6	Title	Hobbies	CLIL Social Studies
	Unit Objective	Talk about the hobbies you like to do	
	Vocabulary	hobby, music, take pictures, draw, magazine, dance, catch	
	Passage 1	Do You Have a Hobby?	115 WPM
	Passage 2	I Like to Draw Horses	
Passage 3	Can You Give Me a Hand?		
☆ Unit ☆ 2 page 14	Title	My Family	CLIL Science
	Unit Objective	Explain which family member you are similar to	
	Vocabulary	grandfather, cousin, aunt, uncle, tall, handsome, thin	
	Passage 1	She Looks Like Me	140 WPM
	Passage 2	Who Is the Girl?	
Passage 3	You Take After Your Father		
☆ Unit ☆ 3 page 22	Title	At a Restaurant	CLIL History
	Unit Objective	Talk about the restaurants and dishes you like	
	Vocabulary	meal, waiter, order, vegetables, rice, fruit, dessert	
	Passage 1	Are You Ready to Order?	122 WPM
	Passage 2	That Sounds Good	
Passage 3	I Often Come Here		
☆ Unit ☆ 4 page 30	Title	Please Be Polite	CLIL Social Studies
	Unit Objective	Discuss how to be polite in different situations	
	Vocabulary	polite, quiet, phone, library, theater, open, turn off	
	Passage 1	That's Not Nice	135 WPM
	Passage 2	Turn Off Your Phone!	
Passage 3	Why Are You Pushing?		
☆ Unit ☆ 5 page 38	Title	Our Team Came in First!	CLIL Physical Education
	Unit Objective	Talk about different sports and compare your ability	
	Vocabulary	make noise, first, stretch, finish, throw, captain, win	
	Passage 1	My Favorite Sport	124 WPM
	Passage 2	We're Going to Win!	
Passage 3	He Can Kick Better		
☆ Unit ☆ 6 page 46	Title	Choosing a Pet	CLIL Social Studies
	Unit Objective	Discuss which pets are the most suitable for different people	
	Vocabulary	take care of, hungry, gentle, exercise, clean, alone, feed	
	Passage 1	Cats Are Good Pets	129 WPM
	Passage 2	Is It Easy to Take Care Of?	
Passage 3	They Are Always Hungry		

★ Unit ★
7

page 54

Title	Being Sick	CLIL Health
Unit Objective	Talk about different accidents and illnesses	
Vocabulary	headache, stomachache, medicine, hospital, accident, nurse, sick	
Passage 1	What's Wrong?	130 WPM
Passage 2	I Had an Accident	
Passage 3	Ouch!	

★ Unit ★
8

page 62

Title	Shopping	CLIL Economics
Unit Objective	Discuss the price and quality of different items when shopping	
Vocabulary	price, try on, cheap, expensive, return, sale, fitting room	
Passage 1	It's Expensive!	134 WPM
Passage 2	What Are You Looking For?	
Passage 3	That's Lucky!	

★ Unit ★
9

page 70

Title	A Visit to a City	CLIL Geography
Unit Objective	Talk about an experience traveling in a city	
Vocabulary	museum, bus stop, ticket, subway, traffic, bridge, visit	
Passage 1	Where Did You Go?	141 WPM
Passage 2	It Was Great!	
Passage 3	We're Late!	

★ Unit ★
10

page 78

Title	How Was It?	CLIL Physical Education
Unit Objective	Discuss positive and negative experiences	
Vocabulary	contest, foolish, prize, scary, difficult, climb, amusement park	
Passage 1	The Worst Experience	134 WPM
Passage 2	We Won The Contest	
Passage 3	Snakes Are Scary	

★ Unit ★
11

page 86

Title	Packing for a Trip	CLIL Social Studies
Unit Objective	Explain how to pack for a trip	
Vocabulary	suitcase, carry, pants, passport, drawer, pack, ready	
Passage 1	You'll Need Some Socks	128 WPM
Passage 2	Are You Ready?	
Passage 3	I Give Up	

★ Unit ★
12

page 94

Title	Volunteer Work	CLIL Environmental Studies
Unit Objective	Talk about helping people and the planet	
Vocabulary	smell, newspaper, die, cut, sand, dangerous, clean up	
Passage 1	What's the Plan?	136 WPM
Passage 2	Helping Animals	
Passage 3	Clean Up the Trash	

How to Use This Book

Each unit in this book includes nine parts designed to assist young learners of English in discovering their English listening and speaking abilities.

Each unit presents the skills needed to listen and speak effectively about a range of everyday topics relevant to the lives of young learners. The series introduces students to a variety of high-frequency vocabulary and grammar structures necessary for building a foundation in English. In addition, there are online supplemental materials to give learners additional practice.

Student Book

Warm-Up

Part A introduces the main target words for the unit. Students match the words with the picture. This visual support enables students to create an association with new words. Because answers may vary, a sample is provided in the answer key.

Part B introduces key expressions which appear in the unit. Students match expressions with the appropriate responses.

Unit 1 Hobbies

Warm-Up

A Find the words and number them in the picture.

B Match the expressions. Listen and check your answers.

Listening Practice 1

A Listen and circle the word you hear.

B Listen. Write the letter that matches the picture.

C Listen and fill in the blanks.

Listening Practice 1

Part A focuses on target vocabulary, *Part B* incorporates target vocabulary and the target grammar for the unit, and in *Part C* students complete a mini-dialogue.

Listening Practice 2

Exposure to the target vocabulary and grammar is provided in an extended dialogue. Students practice the academic skill of note-taking and then answer three comprehension questions.

Listening Practice 2

A Listen and write notes.

B Listen again and answer the questions.

Listening Practice 3

A Listen and put a check mark (✓) next to the correct person.

B Listen again and choose T for true or F for false.

Useful Expression

give someone a hand

Am I doing this right?

No, let me give you a hand.

Listening Practice 3

This section provides additional exposure to the target vocabulary of the unit in a new context. Students complete a variety of activities including filling in charts, identifying parts of a picture, and answering True/False and comprehension questions. This section also introduces a useful expression: a challenging, but practical English phrase.

Speaking Practice

In *Speaking Practice*, students produce the vocabulary and grammar of the unit in short role plays with classmates.

On Your Own

This section reviews target vocabulary and grammar for the unit and provides students with an opportunity to use what they have learned in personalized speaking and writing activities.

Speaking Practice

A Listen and say. Practice with a friend.

Do you have a hobby?
Yes, I like to draw pictures.
How about you?
I like to catch bugs.

B Speak with a friend. Use the conversation in Activity A and these words to help you.

dance ride a bicycle go surfing take pictures listen to music
travel draw flowers cook collect toys read magazines

C Choose two hobbies or draw your own ideas in the boxes. Then talk with a group of friends.

On Your Own

A Ask your partners. Write down their answers.

Name	Hobby?	Where?	Alone or with others?

• What is your hobby?
• Where do you do your hobby?
• Do you do your hobby alone or with others?

B Use the information above. Write about one of your partners.

My Partner

My partner's name is _____
Her hobby is _____
She does her hobby at home. She likes to cook with her mother.

Discover

In this CLIL (Content and Language Integrated Learning) section, students listen to a monologue on a topic that moves away from the English classroom and into the wider world of learning. Students are also able to practice their writing skills.

Wrap-Up

This engaging task differs between units. Students listen to a monologue or dialogue and review their understanding of the unit theme, vocabulary, and grammar.

Quiz

Quiz reviews the material covered in the unit in test format.

Discover

A Listen and complete. One word is not used.

stamps stronger money throw collect

Collecting Things as a Hobby

Next time you take off the sticker from an apple, don't _____ it away. Some people collect fruit stickers. People collect all sorts of things. Many collect _____ coins, paintings, and comic books. Some collect strange things like shirt buttons, hotel room keys, fruit seeds, and even people's hair! Some people _____ things to study. Some do it for fun. Others do it for _____. With time, some collections can sell for thousands of dollars or more! You never know, your little teddy bear might make you rich one day!

Wrap-Up

A Listen and check (✓). Which hobbies does Ken NOT like to do?

Quiz

A Listen. Write the letter that matches the picture.

1. 2. 3. 4.

B Listen. Choose the best response.

5. a. Yes, you are. Good job. b. She likes to listen to music.
6. a. Yes, I do. I like to draw. b. She can give you a hand.
c. No, I am not. I am 5 years old. c. She is riding a horse.

C Listen to the dialogue. Choose T for true or F for false.

7. Karen's hobby is reading magazines. T F
8. Mike is listening to music now. T F

D Listen to the speaker. Choose the correct answer.

9. What is the speaker's sister's hobby?
a. She likes to read. b. He is sitting in a chair.
10. What is the speaker's brother doing?
a. He is sitting in a chair. b. He is putting bags in a jar.

Downloadable Supplemental Materials

Midterm Tests, Final Tests, MP3 Audio, Word Lists, Word Tests, Transcripts, and Answer Keys provide additional teacher and student support.

Unit
1

Hobbies



Warm-Up


A Find the words and number them in the picture.





- 1 music
- 2 take pictures
- 3 draw
- 4 magazine
- 5 dance
- 6 catch


B Match the expressions. Listen and check your answers. 


1.  Do you have a hobby?

a.  Yes, you are. Good job.

2.  What are you doing?

b.  I am drawing a picture.

3.  Am I doing this right?

c.  Yes, I do. I like to ride my bicycle.

Listening Practice 1

A Listen and circle the word you hear. 

1. He is (listening / dancing) to music on a sunny day.
2. I like to (draw / paint) pretty flowers.
3. Sally is (riding / finding) a big red bicycle.

B Listen. Write the letter that matches the picture. 



C Listen and fill in the blanks. 

A: Do you have a ❶ _____?

B: Yes, I do. I like to take ❷ _____.
How about you?

A: I like to ❸ _____ magazines.

Word Box

look at / read
hobby / drawing
pictures / music

Listening Practice 2

A Listen and write notes. 

Gavin

► **Is:**

- _____ bugs


► **Likes to:**

- Catch (butterflies / bugs)

Julia

► **Likes to:**

- Go _____ and draw
- _____ horses



B Listen again and answer the questions. 

1. What are the boy and girl talking about?
 - a. Their friends
 - b. Their hobbies
 - c. Their pets
 - d. Their classes
2. What is Gavin's hobby?
 - a. Drawing horses
 - b. Listening to music
 - c. Catching bugs
 - d. Taking pictures
3. How many hobbies does Julia talk about?
 - a. Zero
 - b. One
 - c. Two
 - d. Three

Listening Practice 3

A Listen and put a check mark (✓) next to the correct person. 



Name	Music	Dancing	Catching bugs	Riding a bicycle	Drawing
Paul					
Sam					
Dan	✓				
Sarah					
Katie					

B Listen again and choose **T** for true or **F** for false. 

- Paul is drawing his friends. T F
- Katie is reading a magazine. T F

Useful Expression

give someone a hand

A: Am I doing this right?

B: No. Let me give you a hand.

Speaking Practice

A Listen and say. Practice with a friend. 



Do you have a hobby?

Yes. I like to **draw pictures**.
How about you?




I like to **catch bugs**.

B Speak with a friend. Use the conversation in Activity A and these words to help you.

dance ride a bicycle go surfing take pictures listen to music
travel draw flowers cook collect toys read magazines

C Choose two hobbies or draw your own ideas in the boxes. Then talk with a group of friends.



On Your Own

A Ask your partners. Write down their answers.



Name	Hobby?	Where?	Alone or with others?

- What is your hobby?
- Where do you do your hobby?
- Do you do your hobby alone or with others?

B Use the information above. Write about one of your partners.



My Partner 





A Listen and complete. One word is not used. Track 10

stamps

stranger

money

throw

collect

Collecting Things as a Hobby

Next time you take off the sticker from an apple, don't

1 _____ it away. Some people collect fruit stickers.

People collect all sorts of things. Many collect **2** _____,

coins, paintings, and comic books. Some collect strange things

like shirt buttons, hotel room keys, fruit seeds, and even people's

hair! Some people **3** _____ things to study. Some do


it for fun. Others do it for **4** _____ . With time, some

collections can sell for thousands of dollars or more! You never

know, your little teddy bear might make you rich one day!

Wrap-Up

A Listen and check (✓). Which hobbies does Ken NOT like to do? Track 11



A Listen. Write the letter that matches the picture. 



B Listen. Choose the best response. 

5. a. Yes, you are. Good job.
b. Yes, I do. I like to draw.
c. No, I am not. I am 5 years old.

6. a. She likes to listen to music.
b. She can give you a hand.
c. She is riding a horse.

C Listen to the dialogue. Choose **T** for true or **F** for false. 

7. Karen's hobby is reading magazines.
8. Mike is listening to music now.

- T** **F**
T **F**

D Listen to the speaker. Choose the correct answer. 

9. What is the speaker's sister's hobby?
a. She likes to read.
b. She likes to take pictures.

10. What is the speaker's brother doing?
a. He is sitting in a chair.
b. He is putting bugs in a jar.

Unit
2

My Family



Warm-Up


A Find the words and number them in the picture.





- 1 cousin
- 2 aunt
- 3 uncle
- 4 tall
- 5 handsome
- 6 thin


B Match the expressions. Listen and check your answers. 


1.  This is my grandfather.

a.  She looks happy.

2.  What does your brother look like?

b.  He looks kind.

3.  That is my mother.



c.  My brother is very handsome.

Listening Practice 1

A Listen and circle the word you hear. 

1. Your aunt is (tall / thin).
2. She looks like her (mother / brother).
3. My (cousin / uncle) is handsome.

B Listen. Write the letter that matches the picture. 



C Listen and fill in the blanks. 

A: What does your ❶ _____ look like?

B: She ❷ _____ me.

A: She has brown hair and blue eyes?

B: No. She looks ❸ _____ !

Word Box

pretty / tall
cousin / aunt
is like / looks like

Listening Practice 2

A Listen and write notes. Track 20


A Family Party

► **Gabby:**

- Maria's _____
- Looks _____

► **Eddie:**

- Maria's _____
- Looks (sad / cute)



B Listen again and answer the questions. Track 21

1. Where are the speakers?
 - a. At school
 - b. At a party
 - c. At Carlos's house
 - d. On an airplane
2. Who is Gabby?
 - a. Maria's sister
 - b. Maria's aunt
 - c. Maria's cousin
 - d. Maria's grandmother
3. Which is NOT true about Eddie?
 - a. He looks cute.
 - b. He is 4 years old.
 - c. He is Maria's brother.
 - d. It's his birthday.

Listening Practice 3

A Listen and write the number next to the correct person. 



Person	Number
Jenny	
Brian	
Jeremy	
Brian's father	

B Listen again and choose **T** for true or **F** for false. 

- Brian and Jeremy are 8 years old. **T** **F**
- Brian looks like his father. **T** **F**

Useful Expression

take after

A: Does your cousin have brown hair like your aunt?

B: No, she takes after her father. She has black hair.

Speaking Practice

A Listen and say. Practice with a friend. 



Who is that in the photo?

Oh, that's my **cousin**.

Your **cousin**? He's very **tall**.
And he looks **smart**.



Yes, he is **tall** and **smart**.

B Speak with a friend. Use the conversation in Activity A and these words to help you.

grandmother

mother

father

aunt

uncle

short

big

thin

happy

kind

C Role-play with a friend. Look at the pictures below. Talk about the people in your family and your uncle's family.



My family



My uncle's family

A Listen and complete. One word is not used. 

environment exactly different identical scientists

Exactly the Same?

Twins are brothers or sisters who are born at the same time. They can come from the same egg in their mother. Or they can come from different eggs. Twins from the same egg are called

- 1 _____ twins. These twins usually look almost
2 _____ the same. They often act in similar ways and like the same things. But they can be totally different! Scientists study twins. They can find out what makes people
3 _____. Are we born the way we are, or does the
4 _____ change us? What do you think?

Wrap-Up

A Listen and write. What do Flora's family members look like? 

- | | |
|---|---|
| 1. <input type="text" value="father"/> | 2. <input type="text" value="grandfather"/> |
| 3. <input type="text" value="grandmother"/> | 4. <input type="text" value="cousin"/> |
| 5. <input type="text" value="uncle/aunt"/> | 6. <input type="text" value="brother"/> |